

Head 01: Office of the President

A SUMMARY OF THE OFFICE OF THE PRESIDENT'S EXPENDITURE, DIVISIONS AND PROJECTS
FINANCIAL SCRUTINY UNIT, PARLIAMENT OF THE REPUBLIC OF TRINIDAD AND TOBAGO

Table of Contents

About this Guide.....	2
Head 01 – Office of the President	3
Department Overview	3
Staff and Pay	5
2016-2017 Estimates of Expenditure	7
Head 01 – President	7
Summary of Recurrent Expenditure for the Period 2011 - 2017	8
Goods and Services.....	13
Overseas Travel	13
Entertainment, Conferences and Publicity	14
Expenses of the President’s Establishment	15
Analysis of Summary of Expenditure.....	16
Findings in the Auditor General’s Report for the Fiscal Year 2015.....	18
General Useful Information	19

About this Guide

This guide provides a summary of expenditure of Office of the President for the period 2011 – 2017. It provides the Members of Parliament and their stakeholders with an overview of the Department's responsibilities. The primary purpose of this guide is to consolidate all of the information contained within the various Budget Documents pertaining to the Office of the President. This guide is based primarily on the Draft Estimates of Recurrent Expenditure and the Auditor General's Report on the Public Accounts of the Republic of Trinidad and Tobago for the fiscal year 2015.

Head 01 – President

Department Overview

The President of the Republic of Trinidad and Tobago is elected by the Electoral College¹ in accordance with the Constitution of the Republic of Trinidad and Tobago. The President is the Head of State and Commander-in-Chief of the armed forces (TT Defence Force: TT Regiment, TT Coast Guard, TT Air Guard, TT Defence Force Reserves). The roles and functions of the Office are entrusted to the President via the Constitution of the Republic of Trinidad and Tobago. In addition to being the Head of State, the President is also granted various other responsibilities under the Constitution.² The President is required to assent to Bills passed by the House of Representatives and the Senate before they can become law.

President: His Excellency Anthony Thomas Aquinas Carmona, SC

Accounting Officer: Mr. Gregory Serrette – Secretary to His Excellency

¹ In accordance with section 28(1) of the Constitution, the Electoral College is a unicameral body consisting of all the members of the Senate and all the members of the House of Representatives assembled together: <http://rgd.legalaffairs.gov.tt/Laws2/Constitution.pdf>.

² Office of the President, accessed on August 23, 2016: <https://otp.tt/the-president/roles/>

2016-2017 Estimates of Expenditure

The budget allocation for the Office of the President is comprised of:

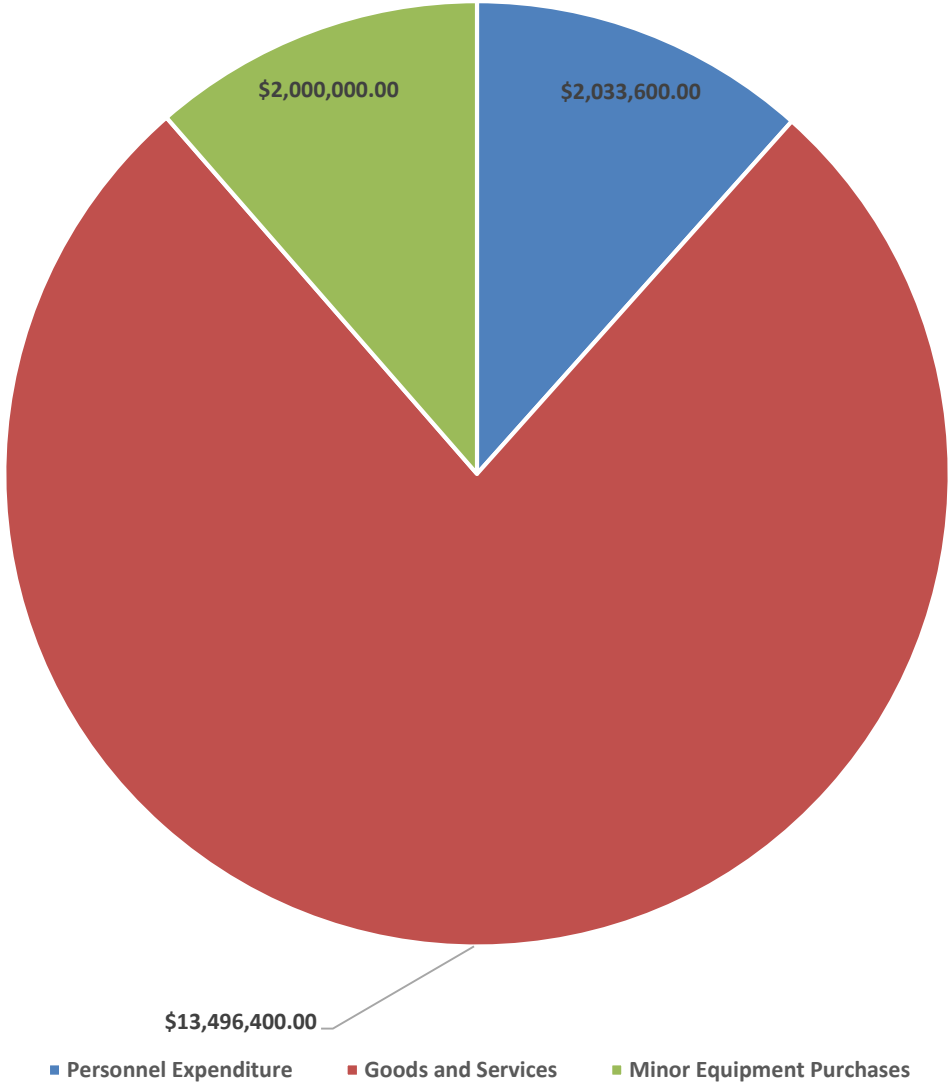
- The Draft Estimates of Recurrent Expenditure in the sum of \$ **17,530,000.00**.

The Estimates of Recurrent Expenditure include:

- 01 Personnel Expenditure - **\$2,033,600.00**;
- 02 Goods and Services - **\$13,496,400.00**; and
- 03 Minor Equipment Purchases - **\$2,000,000**; and

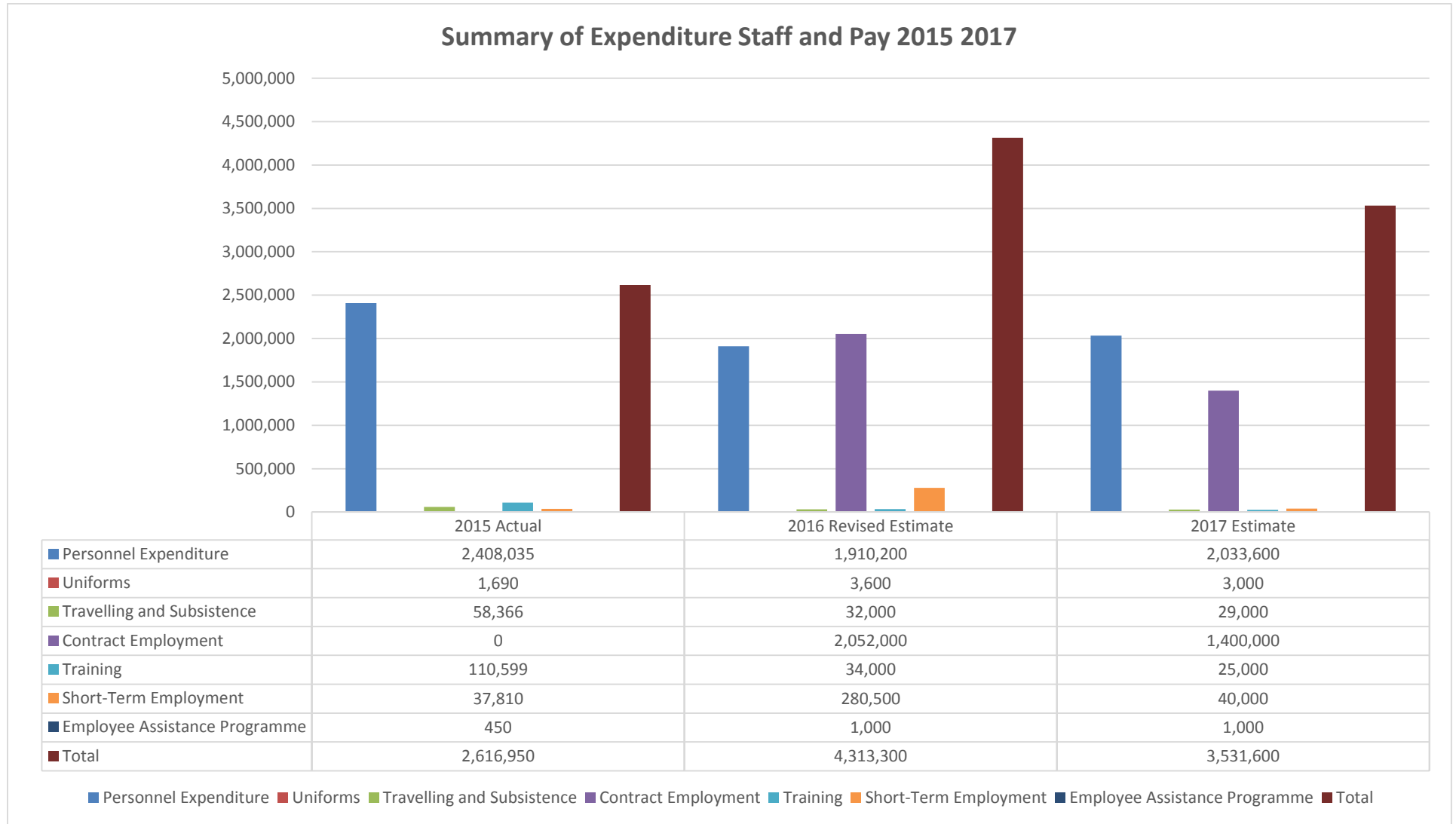
The Office of the President total allocation as a percentage of the total Recurrent Expenditure budget allocation was 0.03%.

Office of the President Total Allocation - \$17,530,000

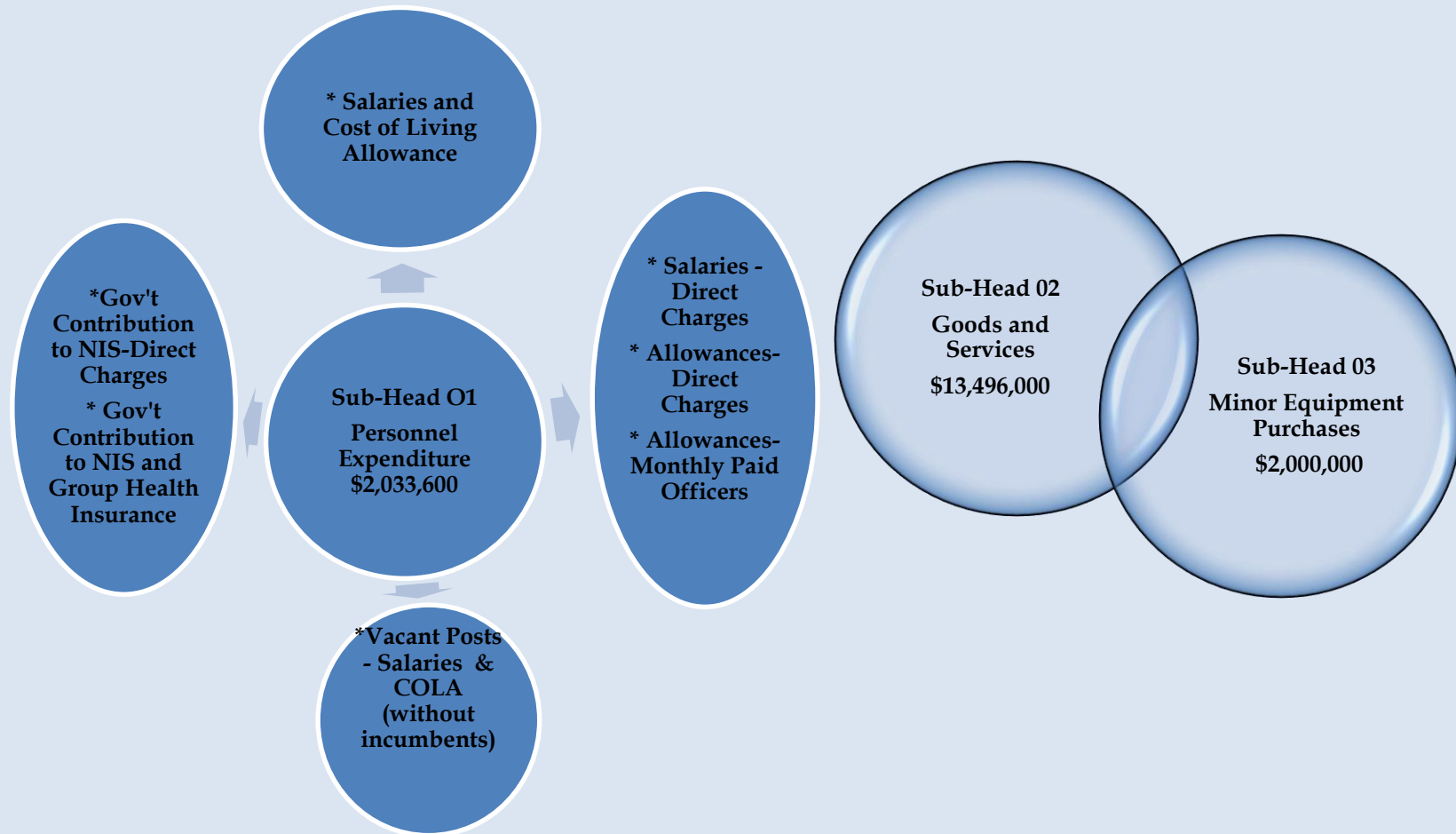


Staff and Pay

The allocation of staff expenditure for the year 2017 is \$3,531,600, which represents a decrease of approximately 18% from the last fiscal year 2016. The diagram below provides a breakdown of all staff related expenditure from 2015-2017.



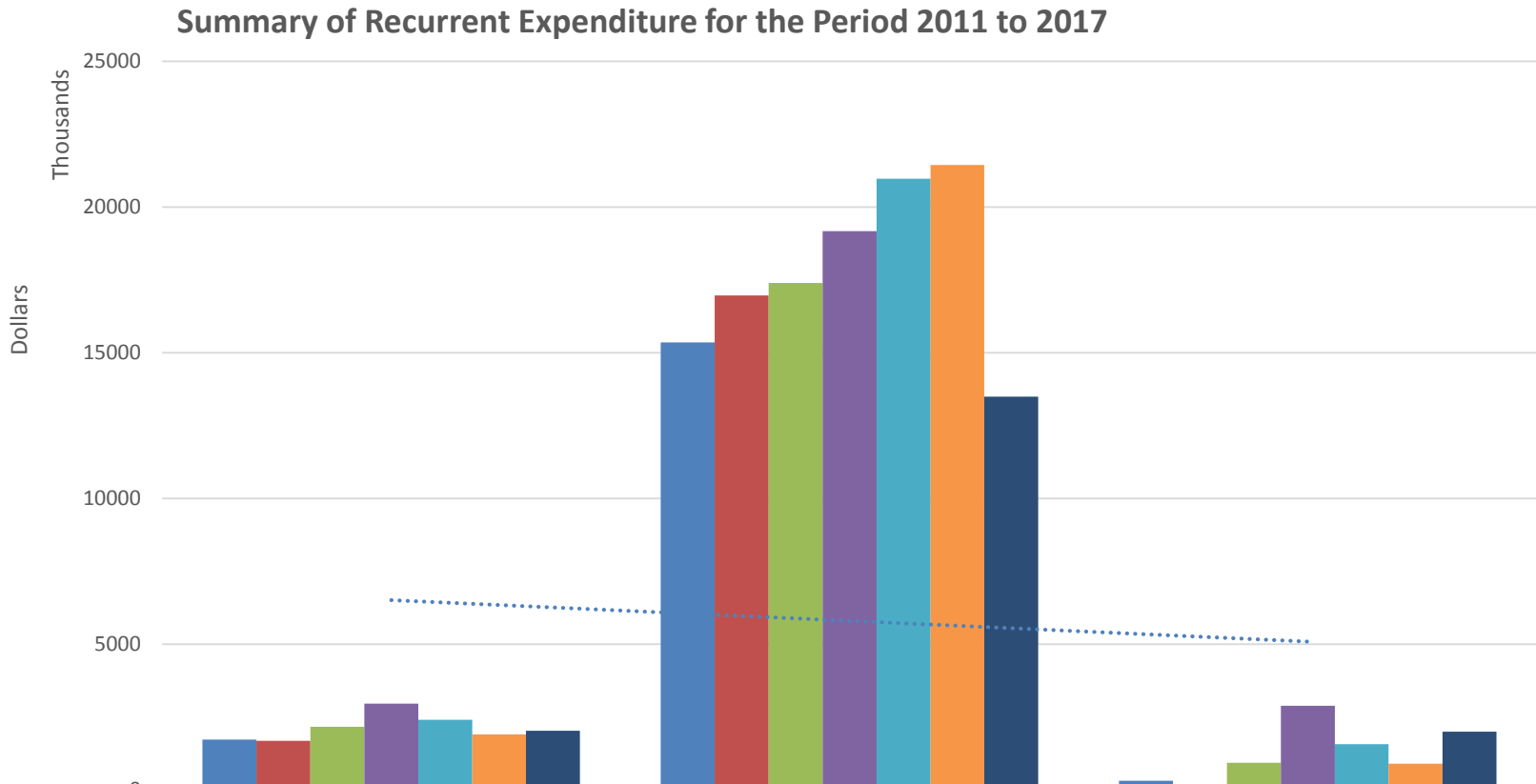
2016-2017 Estimates of Expenditure Head 01 - President



Note

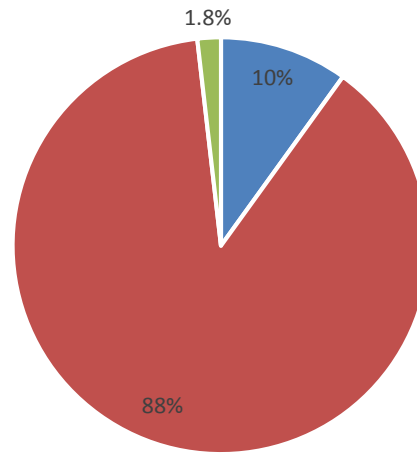
- \$17,530,000 for Head 01 - President is issued from the Consolidated Fund for meeting expenditure for the services of Trinidad and Tobago for the financial year ending on the 30.09.2017.

Summary of Recurrent Expenditure for the Period 2011 - 2017



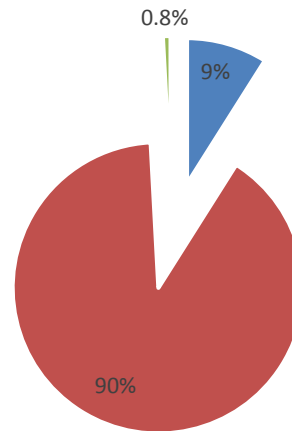
	01 Personnel Expenditure	02 Goods and Services	03 Minor Equipment Purchases
■ 2011 Actual	1,732,359	15,359,508	317,209
■ 2012 Actual	1,688,431	16,965,936	159,412
■ 2013 Actual	2,169,043	17,394,955	934,613
■ 2014 Actual	2,959,260	19,178,755	2,890,939
■ 2015 Actual	2,408,035	20,975,450	1,573,830
■ 2016 Revised Estimates	1,910,200	21,442,100	900,000
■ 2017 Estimates	2,033,600	13,496,400	2,000,000

2011 Actual Recurrent Expenditure



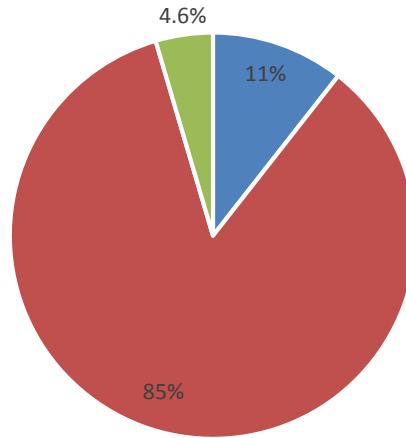
■ 01 Personnel Expenditure ■ 02 Goods and Services ■ 03 Minor Equipment Purchases

2012 Actual Recurrent Expenditure



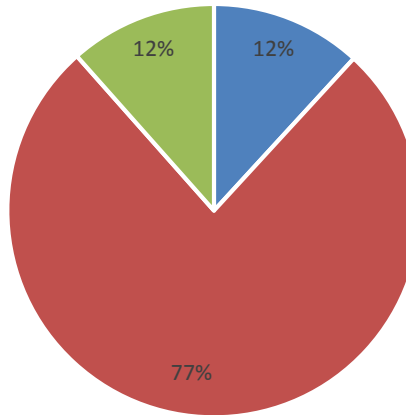
■ 01 Personnel Expenditure ■ 02 Goods and Services ■ 03 Minor Equipment Purchases

2013 Actual Recurrent Expenditure



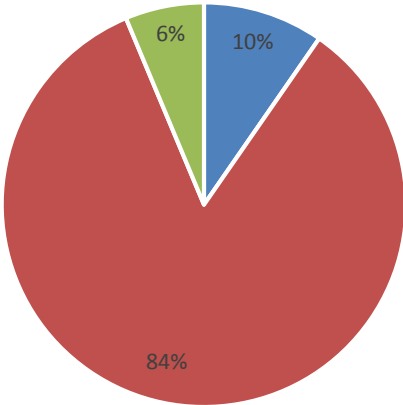
■ 01 Personnel Expenditure ■ 02 Goods and Services ■ 03 Minor Equipment Purchases

2014 Actual Recurrent Expenditure



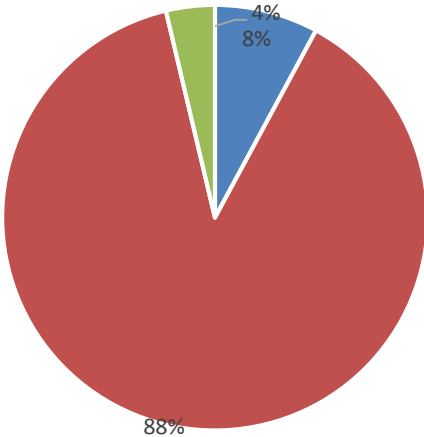
■ 01 Personnel Expenditure ■ 02 Goods and Services ■ 03 Minor Equipment Purchases

2015 Actual Recurrent Expenditure



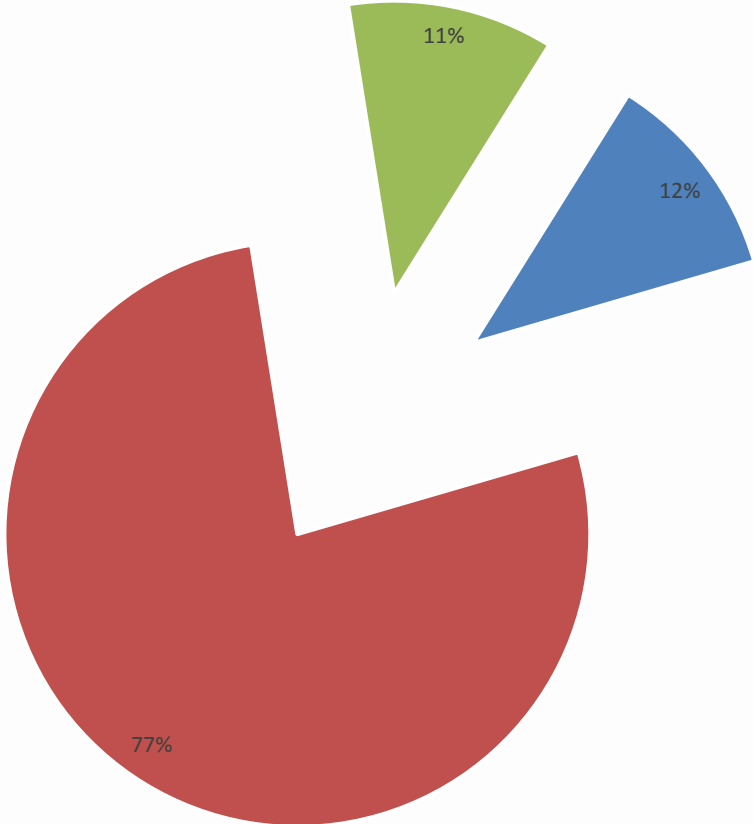
■ 01 Personnel Expenditure ■ 02 Goods and Services ■ 03 Minor Equipment Purchases

2016 Revised Estimates



■ 01 Personnel Expenditure ■ 02 Goods and Services ■ 03 Minor Equipment Purchases

2017 Estimates



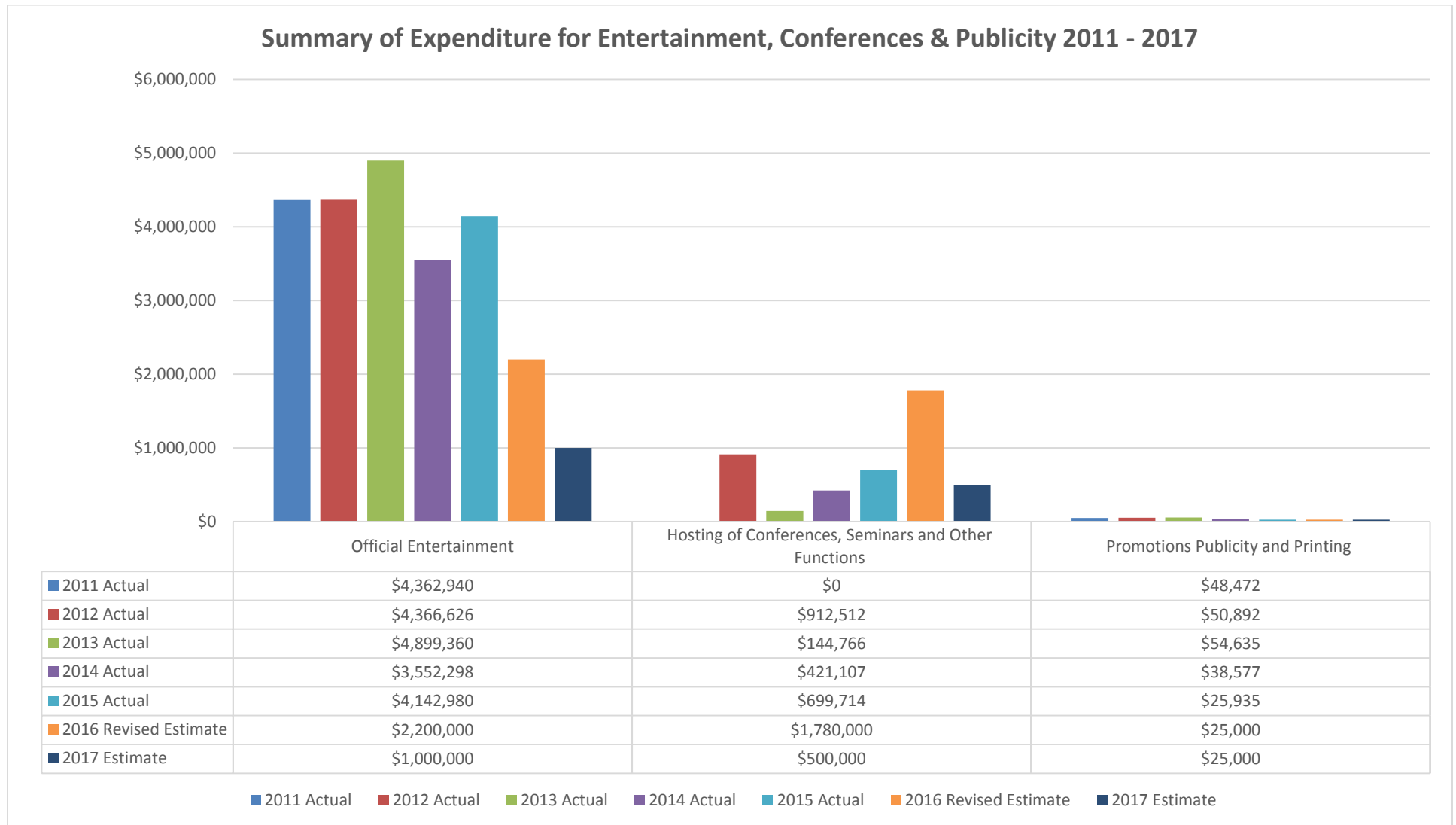
■ 01 Personnel Expenditure ■ 02 Goods and Services ■ 03 Minor Equipment Purchases

Goods and Services

Overseas Travel

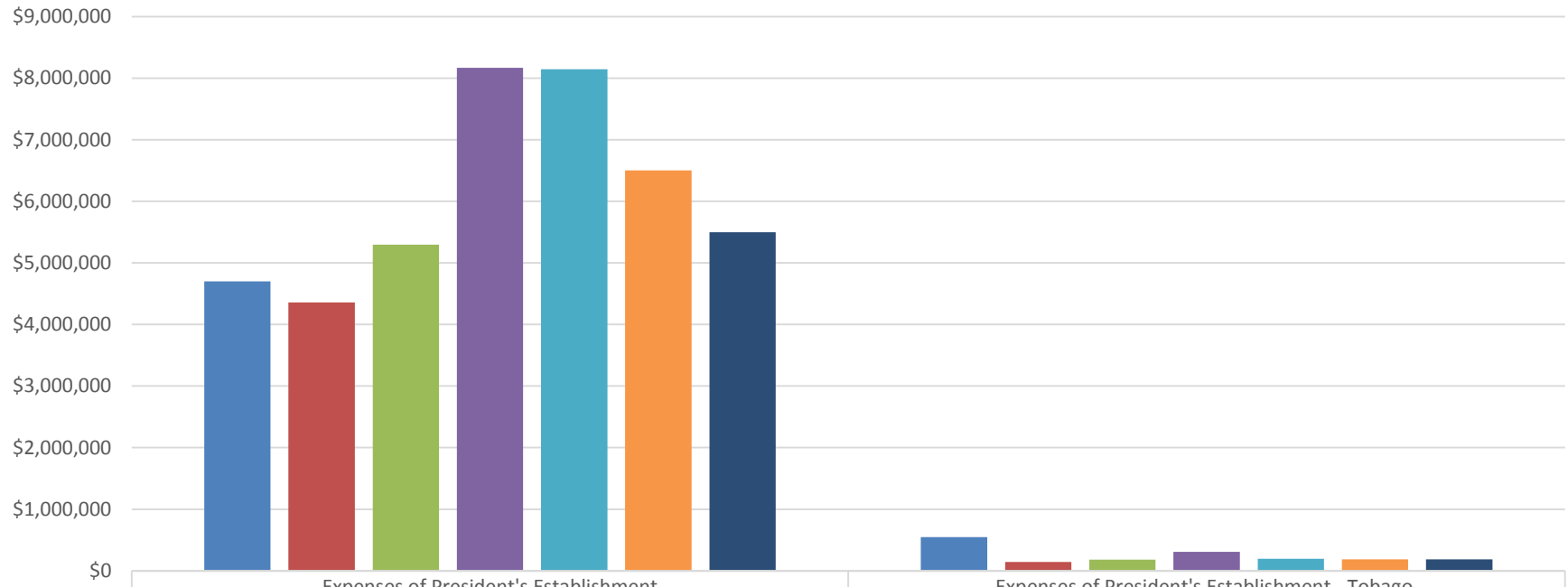


Entertainment, Conferences and Publicity



Expenses of the President's Establishment

Summary of Expenditure for Expenses of the President's Establishment 2011 - 2017



	Expenses of President's Establishment	Expenses of President's Establishment - Tobago
■ 2011 Actual	\$4,698,464	\$548,557
■ 2012 Actual	\$4,358,448	\$144,301
■ 2013 Actual	\$5,297,946	\$180,628
■ 2014 Actual	\$8,169,131	\$307,652
■ 2015 Actual	\$8,142,446	\$197,934
■ 2016 Revised Estimate	\$6,500,000	\$186,600
■ 2017 Estimate	\$5,500,000	\$186,600

■ 2011 Actual ■ 2012 Actual ■ 2013 Actual ■ 2014 Actual ■ 2015 Actual ■ 2016 Revised Estimate ■ 2017 Estimate

Analysis of Summary of Expenditure

Year	Total Allocation	National Budget	Percentage of National Budget
2011	\$17,409,076	\$58,025,963,057.00	0.03%
2012	\$18,813,779	\$59,402,159,722.00	0.03%
2013	\$20,498,611	\$64,320,728,236.00	0.03%
2014	\$25,028,954	\$69,825,729,627.00	0.04%
2015	\$24,957,315	\$65,551,084,430.00	0.04%
2016	\$24,252,300	\$57,274,282,164.00	0.04%
2017	\$17,530,000	\$59,200,398,031.00	0.03%

The charts and table above highlight the summary of expenditure for the period 2011-2017.

- Recurrent Expenditure refers to the payments for expenses which are incurred during the day-to-day operations of the Office of the President for Personnel Expenditure, Goods and Services and Minor Equipment Purchases. Recurrent Expenditure for Fiscal Year 2016/2017 is \$17,530,000.00. This represents .032% of the total Recurrent Expenditure for the financial year 2016/2017.
- Recurrent Expenditure for Fiscal Year 2015/2016 was \$24,252,300.00(revised). Comparing this figure with Fiscal Year 2016/2017, there is a decrease of 28%.
- A largest portion of the Office of the President allocation has consistently gone to Sub Head 02 – Goods and Services which has been fluctuating over the period 2011 to 2017. In the 2017 fiscal year, there is a decrease of approximately 37% in the allocation to Goods and Services from 2016.
- For the Sub-Head Goods and Services, the largest sum is allocated to the Sub-Item - Expenses of the President’s Establishment, which shows a decrease in expenditure of approximately 15% from the previous year 2016.
- In 2017 the Personnel Expenditure percentage is 12% of the Office of the President’s total Recurrent Expenditure allocation. Further analysis shows that the largest Sub-Item of Personnel Expenditure is allocated to Salaries –Direct Charges and Salaries and Cost of Living Allowance.
- The smallest portion of the allocation for the Office of the President has consistently been allocated to Minor Equipment Purchases over the period 2011 to 2017.

Findings in the Auditor General's Report for the Fiscal Year 2015

Ref: Auditor General's Report pg.44³

Expenditure Control

- There were 85 instances of incorrect classification of expenditure totalling \$2,685,236.90 in contravention of Financial Regulation 65 which stipulates that a vote may not be applied to a purpose for which it was not intended.

Inventory Control

- Office Furniture and Equipment costing \$129,818.59 and items costing \$300,444.92 sampled from total purchases amounting to \$685,469.22 for the President's household were not entered in the Inventory Register.
- Office Furniture and Equipment were also not tagged as Government property as required by Financial Regulation (Stores) 55.

Pension and Leave Records

- Pension and Leave records were not being updated on a regular basis. Records for two retirees were submitted after the due date.

³ Report of the Auditor General on the Public Account of the Republic of Trinidad and Tobago for the financial year 2015, accessed on October 2, 2016:
<http://www.auditorgeneral.gov.tt/sites/default/files/Auditor%20General%27s%20Report%20on%20the%20Public%20Accounts%202015.pdf>

General Useful Information

- The President of India, INDIA: <http://presidentofindia.nic.in/>
- The Governor General of Canada, CAN: <https://www.gg.ca/index.aspx>
- Governor- General of the Commonwealth of Australia, AUS : <https://www.gg.gov.au/>